

1

2

3

4

A

A

B

B

C

C

D

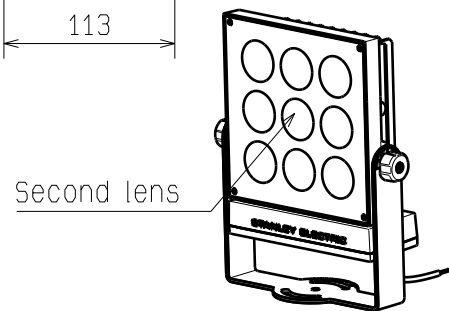
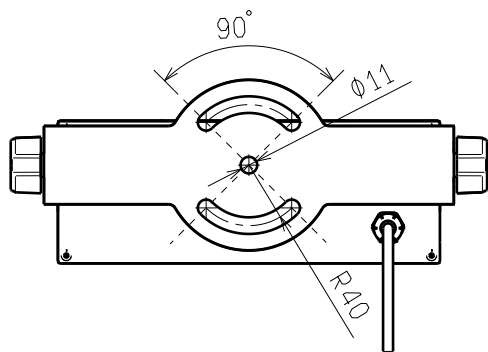
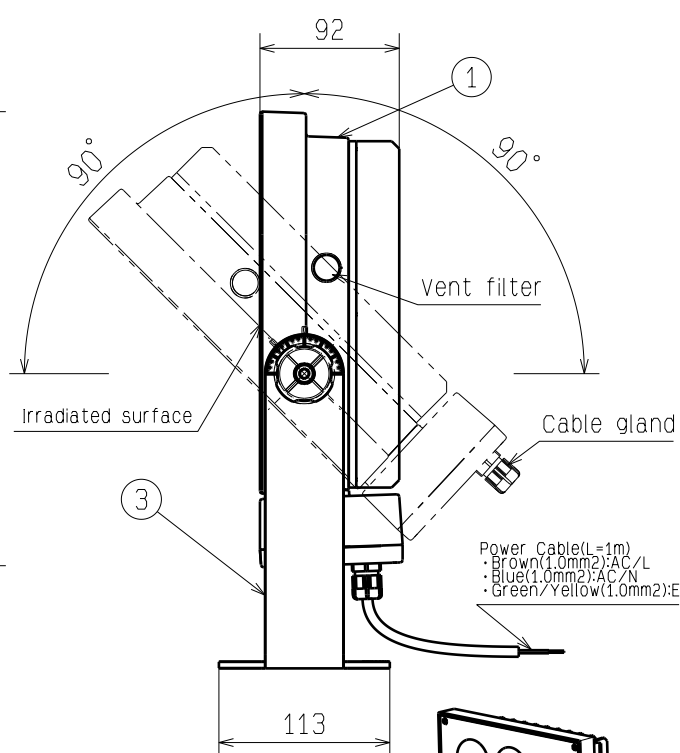
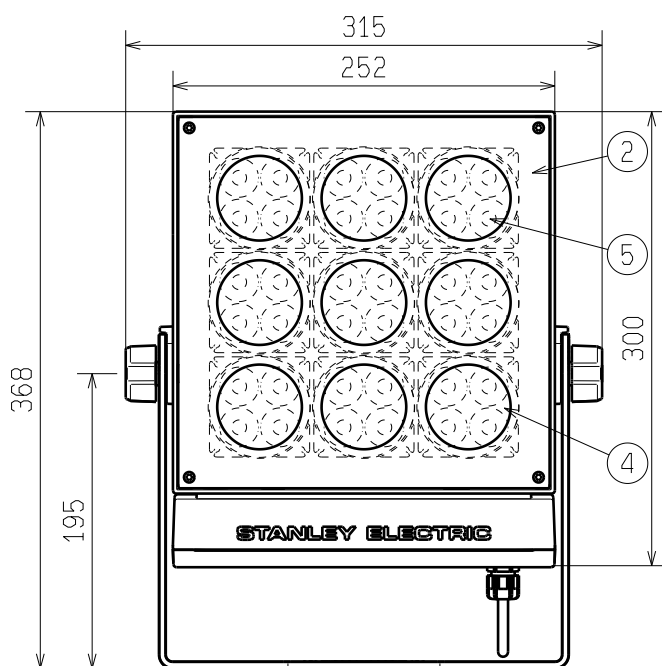
D

E

E

F

F



Color temperature	5000K
Color rendering index	Ra70
1/2 beam angle	10°
Center luminous intensity	189.000cd
Wind pressure resistance	60m/s
Projected area	0.080m²
Waterproof and dustproof	IP66
Weight	6.4kg
Body color	Charcoal gray
Control method	ON/OFF
Input voltage	100-240VAC
Power consumption	55.7W-54.4W
Input current	0.61-0.26A
Frequency	50/60Hz
Operating temperature	-25℃ to +50℃

## CAUTION:

- This product is only for general outdoor or general indoor use. It cannot be used anywhere else.
- The wind pressure resistance is 60m/s. Do not install in places where the wind speed exceeds it to avoid fall of the fixture.
- The product must be used with the specified input voltage and frequency.
- The product must be used at the specified ambient temperature. During the daytime, do not use it except for temporary operation check.
- When the product is used in cold areas, do not install at places where icicles can fall.
- The product surface becomes hot during operation or immediately after it is turned off. Be careful when touching the product.
- Do not install the product in places containing sulfur component such as hot spring. This will cause the brightness to dim and shorten the lifespan.
- Do not install the product towards the sun. Concentrated sunlight may damage the LED and result in malfunction or fire.
- Within ±5° from the horizontal, when using the body with the irradiation surface facing upwards, water may accumulate inside the secondary lens and affect the light distribution performance.

## WARNING

- This product must be installed in accordance with the installation instructions to avoid malfunction, fall of the fixture, electrical shock or fire.
- Do not use the product in places where the humid places, vibration or shock are transmitted to the fixture, there is much oil mist or corrosive gas, or indoor pools that use chlorine. Failure to do so may cause electric shock or fire due to falling equipment or poor insulation.
- Do not disassemble or modify the fixture. It may cause a fall, electric shock, or fire.
- Do not operate the product when it is damaged. It may cause a fall, electric shock, or fire.
- If there are abnormalities found in the product such as smoke or unusual odor, disconnect power immediately and contact dealers. Using the product with abnormalities may cause fire or electrical shock.

5	LED		36	
4	Lens	PMMA	9	
3	Bracket	Steel plate(t4.5)	1	Heavy salt resistance coating
2	Shade	Polycarbonate	1	
1	Housing	Aluminum die-cast	1	Heavy salt resistance coating
No.	Name	Material	Quantity	Remarks

材質 MATAL.	設計 DGN.	検図 CHK.
処理 FINISH	Ono	Ohashi
質量 MASS	制定日 DWG. DATE	承認 APP.
6.4kg	2023.12.28	Mitsuta
尺度 SCALE	フリー	
単位 UNIT mm	スタンレー電気株式会社	
	STANLEY ELECTRIC CO., LTD.	

品名コード	PART CODE
3042201500	
品名	NAME
LLF0111A/LWWD05650X10SBKSCCE1	
図番	DWG. NO.
D00202249E	